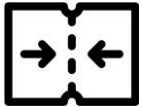


## Instructions for Single Sided Print Booklets



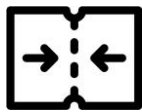
Fold the Cover Page in half so printed side is visible.



Recycle blank second page.



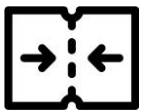
Fold Welcome Page-1 in half so printed side is visible and insert into Cover Page with map visible as booklet's second page.



Fold Welcome Page-2 in half so printed side is not visible and insert into Welcome Page-1. Legislator Hahn's photo will appear on left side of booklet.



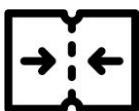
Fold Instruction Page in half so printed side is visible, flip and insert into Welcome Page-2. Instructions will appear on right side of the booklet.



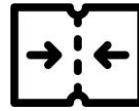
Fold Avalon Park page in half so printed side is not visible and insert into Instruction page.



Repeat alternating pattern until all pages have been folded and inserted.



## Instructions for Two Sided Print Booklets



Fold the Cover Page in half so printed side is visible.



Fold Welcome Page in half so map is upright and insert into Cover Page so that map is visible as booklet's second page.



Fold Instruction Page in half so that "On Your Mark" is upright and insert into the book. Instructions will appear on left side of booklet.



Repeat until all pages have been folded and inserted.